

Course: Fall2019POL1824WS01: POL1824W Fall19 S01 Political Violence-S01
Instructor: Danilo Freire *
Response Rate: 11/17 (64.71%)

1 - Please indicate your reason(s) for taking this course (check all that apply):

Response Option	Weight	Frequency	Percent	Percent Responses	
Pre-requisite for other course(s)	(1)	0	0.00%		
Requirement for my academic program	(2)	9	81.82%	██████████	
Considering this field as my potential concentration	(3)	0	0.00%		
To strengthen my graduate school applications	(4)	2	18.18%	██	
Elective within my academic program	(5)	4	36.36%	██████	
Elective outside of my academic program	(6)	0	0.00%		
Reputation of instructor	(7)	2	18.18%	██	
Interest in topic	(8)	5	45.45%	██████	
Response Rate		11/17 (64.71%)			

2 - Please indicate how often you attended class or for an online course how often you completed modules or other online activities on schedule.

Response Option	Weight	Frequency	Percent	Percent Responses	Means
Always	(4)	7	70.00%	██████████	
Frequently	(3)	3	30.00%	████	
About half of the time	(2)	0	0.00%		
Less than half of the time	(1)	0	0.00%		
				0 25 50 100	
Response Rate		10/17 (58.82%)			

3 - What proportion of class preparation and assignments (e.g. reading; daily homework; papers; problem sets) did you complete?

Response Option	Weight	Frequency	Percent	Percent Responses	Means
Some optional tasks in addition to everything that was required	(5)	0	0.00%		
Everything that was required	(4)	7	70.00%	██████████	
Most of what was required	(3)	1	10.00%	██	
About half of what was required	(2)	1	10.00%	██	
Less than half of what was required	(1)	1	10.00%	██	
				0 25 50 100	
Response Rate		10/17 (58.82%)			

4 - On average, how many hours per week were spent on this course excluding regularly scheduled class time?

Response Option	Weight	Frequency	Percent	Percent Responses	Means
More than 16 hours per week	(6)	0	0.00%		
13 – 16 hours per week	(5)	0	0.00%		
9 – 12 hours per week	(4)	2	20.00%	██	
5 – 8 hours per week	(3)	2	20.00%	██	
1 – 4 hours per week	(2)	5	50.00%	██████████	
Less than 1 hour per week	(1)	1	10.00%	██	
				0 25 50 100	
Response Rate		10/17 (58.82%)			

Course: Fall2019POL1824WS01: POL1824W Fall19 S01 Political Violence-S01
Instructor: Danilo Freire *
Response Rate: 11/17 (64.71%)

5 - Reflecting on your efforts, to what extent do you agree with the statement: I put in enough effort to learn from this course.

Response Option	Weight	Frequency	Percent	Percent Responses	Means													
Strongly Agree	(5)	4	40.00%			Question			Brown University			Division			Department			
Agree	(4)	3	30.00%			Mean	STD	Median	Mean	STD	Median	Mean	STD	Median				
Neither Agree nor Disagree	(3)	3	30.00%			4.10	0.88	4.00	4.34	0.74	4.00	4.34	0.72	4.00				
Disagree	(2)	0	0.00%			26237	4.34	0.74	4.00	6981	4.34	0.74	4.00	1051	4.34	0.72	4.00	
Strongly Disagree	(1)	0	0.00%															
					0	25	50	100	Question		Brown University			Division			Department	
Response Rate	Mean	STD	Median	Brown University	Mean	STD	Median	Division	Mean	STD	Median	Department	Mean	STD	Median			
10/17 (58.82%)	4.10	0.88	4.00	26237	4.34	0.74	4.00	6981	4.34	0.74	4.00	1051	4.34	0.72	4.00			

6 - Reflecting on your experience during class meetings or online modules, please indicate the extent to which you agree with each of the following statements on a scale of "Strongly Agree" to "Strongly Disagree."

This course challenged me to develop new skills, ideas, concepts, or ways of thinking.

Response Option	Weight	Frequency	Percent	Percent Responses	Means													
Strongly Agree	(5)	6	60.00%			Question			Brown University			Division			Department			
Agree	(4)	4	40.00%			Mean	STD	Median	Mean	STD	Median	Mean	STD	Median				
Neutral	(3)	0	0.00%			4.60	0.52	5.00	4.40	0.77	5.00	4.40	0.77	5.00				
Disagree	(2)	0	0.00%			25903	4.40	0.77	5.00	6880	4.40	0.79	5.00	1043	4.41	0.77	5.00	
Strongly Disagree	(1)	0	0.00%															
					0	25	50	100	Question		Brown University			Division			Department	
Response Rate	Mean	STD	Median	Brown University	Mean	STD	Median	Division	Mean	STD	Median	Department	Mean	STD	Median			
10/17 (58.82%)	4.60	0.52	5.00	25903	4.40	0.77	5.00	6880	4.40	0.79	5.00	1043	4.41	0.77	5.00			

6 - Reflecting on your experience during class meetings or online modules, please indicate the extent to which you agree with each of the following statements on a scale of "Strongly Agree" to "Strongly Disagree."

This course helped me develop a better understanding of the principles, theories, content, and/or facts in this area.

Response Option	Weight	Frequency	Percent	Percent Responses	Means													
Strongly Agree	(5)	8	80.00%			Question			Brown University			Division			Department			
Agree	(4)	2	20.00%			Mean	STD	Median	Mean	STD	Median	Mean	STD	Median				
Neutral	(3)	0	0.00%			4.80	0.42	5.00	4.45	0.75	5.00	4.50	0.69	5.00				
Disagree	(2)	0	0.00%			25801	4.45	0.75	5.00	6851	4.50	0.73	5.00	1041	4.52	0.69	5.00	
Strongly Disagree	(1)	0	0.00%															
					0	25	50	100	Question		Brown University			Division			Department	
Response Rate	Mean	STD	Median	Brown University	Mean	STD	Median	Division	Mean	STD	Median	Department	Mean	STD	Median			
10/17 (58.82%)	4.80	0.42	5.00	25801	4.45	0.75	5.00	6851	4.50	0.73	5.00	1041	4.52	0.69	5.00			

6 - Reflecting on your experience during class meetings or online modules, please indicate the extent to which you agree with each of the following statements on a scale of "Strongly Agree" to "Strongly Disagree."

The assignments in this course have helped me learn.

Response Option	Weight	Frequency	Percent	Percent Responses	Means													
Strongly Agree	(5)	8	88.89%			Question			Brown University			Division			Department			
Agree	(4)	1	11.11%			Mean	STD	Median	Mean	STD	Median	Mean	STD	Median				
Neutral	(3)	0	0.00%			4.89	0.33	5.00	4.32	0.84	5.00	4.30	0.87	4.00				
Disagree	(2)	0	0.00%			25806	4.32	0.84	5.00	6854	4.30	0.86	5.00	1039	4.26	0.87	4.00	
Strongly Disagree	(1)	0	0.00%															
					0	25	50	100	Question		Brown University			Division			Department	
Response Rate	Mean	STD	Median	Brown University	Mean	STD	Median	Division	Mean	STD	Median	Department	Mean	STD	Median			
9/17 (52.94%)	4.89	0.33	5.00	25806	4.32	0.84	5.00	6854	4.30	0.86	5.00	1039	4.26	0.87	4.00			

Course: Fall2019POL1824WS01: POL1824W Fall19 S01 Political Violence-S01
Instructor: Danilo Freire *
Response Rate: 11/17 (64.71%)

6 - Reflecting on your experience during class meetings or online modules, please indicate the extent to which you agree with each of the following statements on a scale of "Strongly Agree" to "Strongly Disagree."

Overall, I rate this course as effective.

Response Option				Weight	Frequency	Percent	Percent Responses				Means								
Strongly Agree				(5)	5	55.56%					4.44		4.35		4.37		4.37		
Agree				(4)	3	33.33%													
Neutral				(3)	1	11.11%													
Disagree				(2)	0	0.00%													
Strongly Disagree				(1)	0	0.00%													
0 25 50 100																			
Response Rate		Mean	STD	Median	Brown University		Mean	STD	Median	Division		Mean	STD	Median	Department				
9/17 (52.94%)		4.44	0.73	5.00	25612		4.35	0.84	5.00	6805		4.37	0.83	5.00	1031		4.37	0.81	5.00

7 - Reflecting on your experiences with Danilo Freire, please indicate the extent to which you agree with each of the following statements on a scale of "Strongly Agree" to "Strongly Disagree." Select N/A if you did not have the relevant experience or interactions with Danilo Freire to provide informed feedback (e.g., in a team-taught course). -

The instructor was well prepared for each class or online module (e.g. lectures, discussions, and/or in-course activities were well organized).

Response Option				Weight	Frequency	Percent	Percent Responses				Means								
Strongly Agree				(5)	10	100.00%					5.00		4.58		4.58		4.58		
Agree				(4)	0	0.00%													
Neutral				(3)	0	0.00%													
Disagree				(2)	0	0.00%													
Strongly Disagree				(1)	0	0.00%													
N/A				(0)	0	0.00%													
0 25 50 100																			
Response Rate		Mean	STD	Median	Brown University		Mean	STD	Median	Division		Mean	STD	Median	Department				
10/17 (58.82%)		5.00	0.00	5.00	30256		4.58	0.71	5.00	7602		4.58	0.71	5.00	1183		4.58	0.69	5.00

7 - Reflecting on your experiences with Danilo Freire, please indicate the extent to which you agree with each of the following statements on a scale of "Strongly Agree" to "Strongly Disagree." Select N/A if you did not have the relevant experience or interactions with Danilo Freire to provide informed feedback (e.g., in a team-taught course). -

The instructor effectively engaged students in classes or online modules (e.g. elicited student interest in the topic; encouraged student participation; was responsive to questions; offered opportunities for discussion in pairs or small groups).

Response Option				Weight	Frequency	Percent	Percent Responses				Means								
Strongly Agree				(5)	8	80.00%					4.70		4.42		4.42		4.45		
Agree				(4)	1	10.00%													
Neutral				(3)	1	10.00%													
Disagree				(2)	0	0.00%													
Strongly Disagree				(1)	0	0.00%													
N/A				(0)	0	0.00%													
0 25 50 100																			
Response Rate		Mean	STD	Median	Brown University		Mean	STD	Median	Division		Mean	STD	Median	Department				
10/17 (58.82%)		4.70	0.67	5.00	30169		4.42	0.88	5.00	7584		4.42	0.87	5.00	1182		4.45	0.83	5.00

Course: Fall2019POLS1824WS01: POLS1824W Fall19 S01 Political Violence-S01
Instructor: Danilo Freire *
Response Rate: 11/17 (64.71 %)

7 - Reflecting on your experiences with Danilo Freire, please indicate the extent to which you agree with each of the following statements on a scale of "Strongly Agree" to "Strongly Disagree." Select N/A if you did not have the relevant experience or interactions with Danilo Freire to provide informed feedback (e.g., in a team-taught course). -

The instructor effectively engaged students outside of classes or online modules (e.g. kept electronic resources up-to-date; was available during office hours; was responsive to requests to meet).

Response Option	Weight	Frequency	Percent	Percent Responses	Means													
Strongly Agree	(5)	9	90.00%		4.90	4.37	4.33	4.31										
Agree	(4)	1	10.00%															
Neutral	(3)	0	0.00%															
Disagree	(2)	0	0.00%															
Strongly Disagree	(1)	0	0.00%															
N/A	(0)	0	0.00%															
					0	25	50	100	Question	Brown University			Division			Department		
Response Rate	Mean	STD	Median	Brown University	Mean	STD	Median	Division	Mean	STD	Median	Department	Mean	STD	Median			
10/17 (58.82%)	4.90	0.32	5.00	30151	4.37	0.89	5.00	7583	4.33	0.92	5.00	1177	4.31	0.91	5.00			

7 - Reflecting on your experiences with Danilo Freire, please indicate the extent to which you agree with each of the following statements on a scale of "Strongly Agree" to "Strongly Disagree." Select N/A if you did not have the relevant experience or interactions with Danilo Freire to provide informed feedback (e.g., in a team-taught course). -

The instructor made course material clear and understandable (e.g. was effective in explaining content).

Response Option	Weight	Frequency	Percent	Percent Responses	Means													
Strongly Agree	(5)	9	100.00%		5.00	4.36	4.38	4.40										
Agree	(4)	0	0.00%															
Neutral	(3)	0	0.00%															
Disagree	(2)	0	0.00%															
Strongly Disagree	(1)	0	0.00%															
N/A	(0)	0	0.00%															
					0	25	50	100	Question	Brown University			Division			Department		
Response Rate	Mean	STD	Median	Brown University	Mean	STD	Median	Division	Mean	STD	Median	Department	Mean	STD	Median			
9/17 (52.94%)	5.00	0.00	5.00	30165	4.36	0.92	5.00	7576	4.38	0.89	5.00	1177	4.40	0.84	5.00			

7 - Reflecting on your experiences with Danilo Freire, please indicate the extent to which you agree with each of the following statements on a scale of "Strongly Agree" to "Strongly Disagree." Select N/A if you did not have the relevant experience or interactions with Danilo Freire to provide informed feedback (e.g., in a team-taught course). -

Overall, I rate this instructor as effective.

Response Option	Weight	Frequency	Percent	Percent Responses	Means													
Strongly Agree	(5)	9	90.00%		4.90	4.44	4.45	4.48										
Agree	(4)	1	10.00%															
Neutral	(3)	0	0.00%															
Disagree	(2)	0	0.00%															
Strongly Disagree	(1)	0	0.00%															
N/A	(0)	0	0.00%															
					0	25	50	100	Question	Brown University			Division			Department		
Response Rate	Mean	STD	Median	Brown University	Mean	STD	Median	Division	Mean	STD	Median	Department	Mean	STD	Median			
10/17 (58.82%)	4.90	0.32	5.00	29981	4.44	0.84	5.00	7526	4.45	0.83	5.00	1168	4.48	0.78	5.00			

Course: Fall2019POLSL1824WS01: POLS1824W Fall19 S01 Political Violence-S01
Instructor: Danilo Freire *
Response Rate: 11/17 (64.71%)

8 - Thinking about the overall course and its content, what has been particularly effective about Danilo Freire's approach to teaching in the course? -

Response Rate	9/17 (52.94%)
----------------------	---------------

- very animated and engaging teacher
- the course website was spectacular.
- Danilo does a good job distilling the issues and presenting them to the class, some of whom do not have extensive grounding in the political violence literature. That said, the course didn't function as it was supposed to. It was supposed to be a seminar, but instead Danilo really just lectured at us for two and a half hours, with most of the class barely paying attention. To be clear, Danilo is a great lecturer, I just think the class design was wrong or, at least, ill-fitting. He would do great teaching a bigger class on the same topic with the same readings.
- Danilo always enthusiastically led class discussions and allowed us to think critically about topics. He was always open to new ideas and contrasting views. He was especially available outside of class and was very helpful about the class assignments
- His infectious energy and clear passion for the topics we learned about. Having the lecture slides posted beforehand and keeping them available after has been really effective.
- The professor was always very engaging and made the reading easily digestible and understandable, especially those with statistical analysis. The powerpoints were of great help. Additionally, the professor provided content that transcend the assigned readings.
- Danilo welcomed ideas from different disciplines and courses to add to the material provided for the class.
- interesting papers, availability in office hours
- The way that he breaks down the readings during to class to ensure we understand its key takeaways

9 - Thinking about the overall course and its content, what specific recommendations would you have for Danilo Freire about changes that would enhance your learning? -

Response Rate	8/17 (47.06%)
----------------------	---------------

- allow and facilitate more class discussion rely less on summarising texts for the class, and allow students to lead
- don't just repeat the readings on the slides for lecture, eliminates the incentive to actually do the readings!
- Have actual discussion so that it's a seminar. This was a lecture class held with only 16ish people. There were plenty of opportunities to ask questions and such, but we never once sat at a roundtable and discussed which readings we agreed/disagreed with. Just sitting in a circle would have helped immensely. But don't change the assigned readings--the reading selection was fascinating and well-picked. But I doubt many actually read the pieces because there was no real need to.
- None.
- I really enjoyed the class and its content. I think in some weeks 1 or 2 readings were very similar, I think perhaps reducing the amount of reading may be beneficial on certain weeks where 1 or 2 papers are similar. I think cutting the class in two would be greatly beneficial, as the class was too long and it can become tiring after a while.
- n/a
- if its a seminar, make it more discussion rather than lecture . based
- Perhaps less lecture-based classes

10 - In what ways did Danilo Freire communicate the expectations for academic integrity (e.g. sufficient citations of source material; clarity on collaboration policy; clarity on what constitutes plagiarism)? What additional steps could Danilo Freire have taken to communicate these expectations? -

Response Rate	8/17 (47.06%)
----------------------	---------------

- everything very clear through slides
- very well.
- These were all communicated well.
- Danilo was always super clear about expectations on assignments and class policies
- N/A.
- All expectations were known.
- n
- He communicated them very well on a well organized webpage

Course: Fall2019POL1824WS01: POL1824W Fall19 S01 Political Violence-S01
Instructor: Danilo Freire *
Response Rate: 11/17 (64.71%)

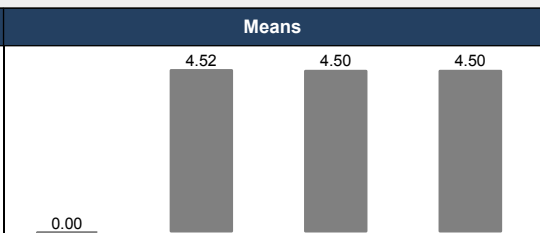
11 - Did Danilo Freire foster an environment where all students - including yourself - were treated with respect and their questions and perspectives welcomed? How did the instructor accomplish this? -

Response Rate	9/17 (52.94%)
<ul style="list-style-type: none"> • 100%, perfectly done through engagement and discussion • yes, the environment was great. • Yes, by always answering questions and encouraging us to voice our take on it, even if the questions were stupid. • Any and all input was always very welcome, no one felt that they couldn't express themselves. Danilo invited discussions and different ideas • Yes!!! Our class was really engaged and asked and answered a lot of questions, and it was precisely because of Professor Freire's making us feel welcome. • Yes, the class was small, and it was a great environment to discuss and debate the readings. • yes. he loved participation from everyone in the class • yes- was very positive and supportive • Yes, he always listened and gave us meaningful responses 	

12 - What would you like to say about this course to a student who is considering taking it in the future?

Response Rate	9/17 (52.94%)
<ul style="list-style-type: none"> • take it • take the course if you are interested in the topic and have not taken a similar course previously • Be acutely aware of how the class is structured and whether or not thats a dealbreaker for you. • Take it for sure! The topics are incredibly interesting and the workload is manageable if you do the readings before class and take notes. • TAKE IT. • I think violence is an incredibly interesting topic, and a class like this one can provide the necessary theoretical knowledge to understand political scientists think about violence. • do the readings • good if youre interested in statistics- it is very statistic heavy • I highly recommend it 	


13 - Reflecting on your experiences with your teaching assistant, , in the following course contexts: class or online discussion sections, laboratory, field trips, recitation, tutoring or office hours, and/or course communications; please indicate your agreement with each of the following prompts on a scale of "Strongly Agree" to "Strongly Disagree." Select N/A if not applicable to your experience with TAs in this course.

My teaching assistant was consistently prepared.															
Response Option				Weight	Frequency	Percent	Percent Responses				Means				
Strongly Agree	(5)	0	0.00%												
Agree	(4)	0	0.00%												
Neutral	(3)	0	0.00%												
Disagree	(2)	0	0.00%												
Strongly Disagree	(1)	0	0.00%												
N/A	(0)	0	0.00%												
															
Response Rate	Mean	STD	Median	Brown University	Mean	STD	Median	Division	Mean	STD	Median	Department	Mean	STD	Median
0/17 (0.00%)	0.00	0.00	0.00	14713	4.52	0.76	5.00	4642	4.50	0.77	5.00	671	4.50	0.77	5.00

Course: Fall2019POL1824WS01: POL1824W Fall19 S01 Political Violence-S01
Instructor: Danilo Freire *
Response Rate: 11/17 (64.71%)

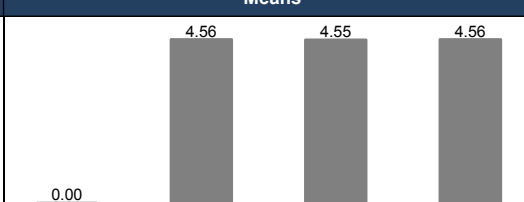
13 - Reflecting on your experiences with your teaching assistant, , in the following course contexts: class or online discussion sections, laboratory, field trips, recitation, tutoring or office hours, and/or course communications; please indicate your agreement with each of the following prompts on a scale of "Strongly Agree" to "Strongly Disagree." Select N/A if not applicable to your experience with TAs in this course.

My teaching assistant effectively engaged students (e.g. encouraged student participation; was responsive to questions; offered opportunities for discussion in pairs or small groups).

Response Option	Weight	Frequency	Percent	Percent Responses	Means										
Strongly Agree	(5)	0	0.00%												
Agree	(4)	0	0.00%												
Neutral	(3)	0	0.00%												
Disagree	(2)	0	0.00%												
Strongly Disagree	(1)	0	0.00%												
N/A	(0)	0	0.00%												
0 25 50 100					Question	Brown University			Division			Department			
Response Rate	Mean	STD	Median	Brown University	Mean	STD	Median	Division	Mean	STD	Median	Department	Mean	STD	Median
0/17 (0.00%)	0.00	0.00	0.00	14644	4.45	0.83	5.00	4616	4.43	0.84	5.00	668	4.40	0.85	5.00

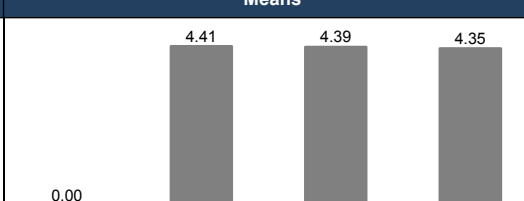
13 - Reflecting on your experiences with your teaching assistant, , in the following course contexts: class or online discussion sections, laboratory, field trips, recitation, tutoring or office hours, and/or course communications; please indicate your agreement with each of the following prompts on a scale of "Strongly Agree" to "Strongly Disagree." Select N/A if not applicable to your experience with TAs in this course.

My teaching assistant was responsive to students (e.g. was available during office hours; was responsive to questions; was responsive to requests to meet).

Response Option	Weight	Frequency	Percent	Percent Responses	Means										
Strongly Agree	(5)	0	0.00%												
Agree	(4)	0	0.00%												
Neutral	(3)	0	0.00%												
Disagree	(2)	0	0.00%												
Strongly Disagree	(1)	0	0.00%												
N/A	(0)	0	0.00%												
0 25 50 100					Question	Brown University			Division			Department			
Response Rate	Mean	STD	Median	Brown University	Mean	STD	Median	Division	Mean	STD	Median	Department	Mean	STD	Median
0/17 (0.00%)	0.00	0.00	0.00	14654	4.56	0.72	5.00	4628	4.55	0.74	5.00	669	4.56	0.71	5.00

13 - Reflecting on your experiences with your teaching assistant, , in the following course contexts: class or online discussion sections, laboratory, field trips, recitation, tutoring or office hours, and/or course communications; please indicate your agreement with each of the following prompts on a scale of "Strongly Agree" to "Strongly Disagree." Select N/A if not applicable to your experience with TAs in this course.

My teaching assistant made content clear and understandable.

Response Option	Weight	Frequency	Percent	Percent Responses	Means										
Strongly Agree	(5)	0	0.00%												
Agree	(4)	0	0.00%												
Neutral	(3)	0	0.00%												
Disagree	(2)	0	0.00%												
Strongly Disagree	(1)	0	0.00%												
N/A	(0)	0	0.00%												
0 25 50 100					Question	Brown University			Division			Department			
Response Rate	Mean	STD	Median	Brown University	Mean	STD	Median	Division	Mean	STD	Median	Department	Mean	STD	Median
0/17 (0.00%)	0.00	0.00	0.00	14653	4.41	0.87	5.00	4621	4.39	0.89	5.00	667	4.35	0.87	5.00

Course: Fall2019POL1824WS01: POL1824W Fall19 S01 Political Violence-S01
Instructor: Danilo Freire *
Response Rate: 11/17 (64.71%)

13 - Reflecting on your experiences with your teaching assistant, , in the following course contexts: class or online discussion sections, laboratory, field trips, recitation, tutoring or office hours, and/or course communications; please indicate your agreement with each of the following prompts on a scale of "Strongly Agree" to "Strongly Disagree." Select N/A if not applicable to your experience with TAs in this course.

My teaching assistant provided clear feedback on assignments that improved my learning.

Response Option	Weight	Frequency	Percent	Percent Responses	Means												
Strongly Agree	(5)	0	0.00%														
Agree	(4)	0	0.00%														
Neutral	(3)	0	0.00%														
Disagree	(2)	0	0.00%														
Strongly Disagree	(1)	0	0.00%														
N/A	(0)	0	0.00%														
					0	25	50	100	Question	Brown University			Division			Department	
Response Rate	Mean	STD	Median	Brown University	Mean	STD	Median	Division	Mean	STD	Median	Department	Mean	STD	Median		
0/17 (0.00%)	0.00	0.00	0.00	14632	4.38	0.90	5.00	4619	4.32	0.96	5.00	668	4.23	1.03	5.00		

13 - Reflecting on your experiences with your teaching assistant, , in the following course contexts: class or online discussion sections, laboratory, field trips, recitation, tutoring or office hours, and/or course communications; please indicate your agreement with each of the following prompts on a scale of "Strongly Agree" to "Strongly Disagree." Select N/A if not applicable to your experience with TAs in this course.

Overall, I rate this teaching assistant as effective.

Response Option	Weight	Frequency	Percent	Percent Responses	Means												
Strongly Agree	(5)	0	0.00%														
Agree	(4)	0	0.00%														
Neutral	(3)	0	0.00%														
Disagree	(2)	0	0.00%														
Strongly Disagree	(1)	0	0.00%														
N/A	(0)	0	0.00%														
					0	25	50	100	Question	Brown University			Division			Department	
Response Rate	Mean	STD	Median	Brown University	Mean	STD	Median	Division	Mean	STD	Median	Department	Mean	STD	Median		
0/17 (0.00%)	0.00	0.00	0.00	14554	4.47	0.81	5.00	4598	4.43	0.84	5.00	660	4.40	0.84	5.00		

14 - What has been particularly effective about 's approach to teaching in this course?

Response Rate 0/17 (0%)

15 - What specific advice would you have for about changes that would enhance your learning?

Response Rate 0/17 (0%)

16 - This course contributed to my overall education.


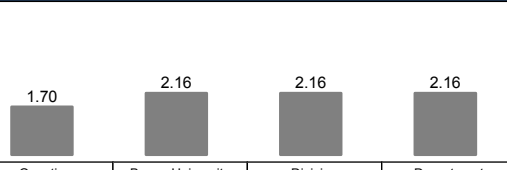


Danilo Freire

Response Option	Weight	Frequency	Percent	Percent Responses	Means												
Strongly Agree	(1)	7	70.00%	██████████													
Agree	(2)	1	10.00%	█													
Neither Agree nor Disagree	(3)	1	10.00%	█													
Disagree	(4)	1	10.00%	█													
Strongly Disagree	(5)	0	0.00%														
					0	25	50	100	Question	Brown University			Division			Department	
Response Rate	Mean	STD	Median	Brown University	Mean	STD	Median	Division	Mean	STD	Median	Department	Mean	STD	Median		
10/17 (58.82%)	1.60	1.07	1.00	1140	1.50	0.73	1.00	1140	1.50	0.73	1.00	1140	1.50	0.73	1.00		

Course: Fall2019POL1824WS01: POLS1824W Fall19 S01 Political Violence-S01
Instructor: Danilo Freire *
Response Rate: 11/17 (64.71%)





17 - This course enhanced my writing skills.

Danilo Freire

Response Option	Weight	Frequency	Percent	Percent Responses	Means											
Strongly Agree	(1)	7	70.00%			Question			Brown University			Division			Department	
Agree	(2)	0	0.00%			1.70	2.16		2.16		2.16					
Neither Agree nor Disagree	(3)	2	20.00%													
Disagree	(4)	1	10.00%													
Strongly Disagree	(5)	0	0.00%													
					0 25 50 100											
Response Rate	Mean	STD	Median	Brown University	Mean	STD	Median	Division	Mean	STD	Median	Department	Mean	STD	Median	
10/17 (58.82%)	1.70	1.16	1.00	1138	2.16	1.01	2.00	1138	2.16	1.01	2.00	1138	2.16	1.01	2.00	


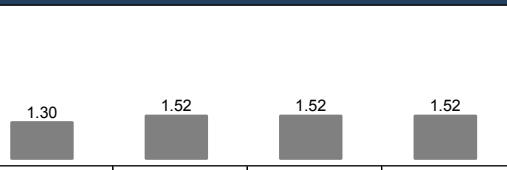

18 - This course helped me develop ideas that cross interdisciplinary lines.

Danilo Freire

Response Option	Weight	Frequency	Percent	Percent Responses	Means											
Strongly Agree	(1)	6	60.00%			Question			Brown University			Division			Department	
Agree	(2)	2	20.00%			1.60	1.74		1.74		1.74					
Neither Agree nor Disagree	(3)	2	20.00%													
Disagree	(4)	0	0.00%													
Strongly Disagree	(5)	0	0.00%													
					0 25 50 100											
Response Rate	Mean	STD	Median	Brown University	Mean	STD	Median	Division	Mean	STD	Median	Department	Mean	STD	Median	
10/17 (58.82%)	1.60	0.84	1.00	1135	1.74	0.84	2.00	1135	1.74	0.84	2.00	1135	1.74	0.84	2.00	


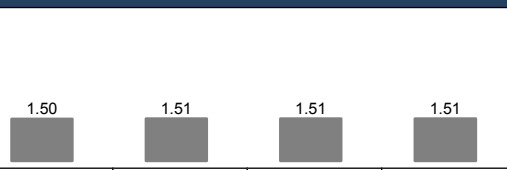


19 - This course helped me develop an understanding of the relevance of Political Science to the real world.

Danilo Freire




Response Option	Weight	Frequency	Percent	Percent Responses	Means											
Strongly Agree	(1)	7	70.00%			Question			Brown University			Division			Department	
Agree	(2)	3	30.00%			1.30	1.52		1.52		1.52					
Neither Agree nor Disagree	(3)	0	0.00%													
Disagree	(4)	0	0.00%													
Strongly Disagree	(5)	0	0.00%													
					0 25 50 100											
Response Rate	Mean	STD	Median	Brown University	Mean	STD	Median	Division	Mean	STD	Median	Department	Mean	STD	Median	
10/17 (58.82%)	1.30	0.48	1.00	1140	1.52	0.77	1.00	1140	1.52	0.77	1.00	1140	1.52	0.77	1.00	

20 - This course helped me think about important issues in fresh ways.

Danilo Freire

Response Option	Weight	Frequency	Percent	Percent Responses	Means											
Strongly Agree	(1)	6	60.00%			Question			Brown University			Division			Department	
Agree	(2)	3	30.00%			1.50	1.51		1.51		1.51					
Neither Agree nor Disagree	(3)	1	10.00%													
Disagree	(4)	0	0.00%													
Strongly Disagree	(5)	0	0.00%													
					0 25 50 100											
Response Rate	Mean	STD	Median	Brown University	Mean	STD	Median	Division	Mean	STD	Median	Department	Mean	STD	Median	
10/17 (58.82%)	1.50	0.71	1.00	1143	1.51	0.76	1.00	1143	1.51	0.76	1.00	1143	1.51	0.76	1.00	

Course: Fall2019POLS1824WS01: POLS1824W Fall19 S01 Political Violence-S01
Instructor: Danilo Freire *
Response Rate: 11/17 (64.71%)

21 - I would recommend this course to other students.																									
Danilo Freire																									
Response Option				Weight	Frequency	Percent	Percent Responses				Means														
Strongly Agree				(1)	6	60.00%																			
Agree				(2)	2	20.00%																			
Neither Agree nor Disagree				(3)	2	20.00%																			
Disagree				(4)	0	0.00%					1.60														
Strongly Disagree				(5)	0	0.00%					1.69														
										0		25		50		100		Question		Brown University		Division		Department	
Response Rate	Mean	STD	Median	Brown University			Division			Department			Mean	STD	Median										
10/17 (58.82%)	1.60	0.84	1.00	1150	1.69	0.95	1.00	1150	1.69	0.95	1.00	1150	1.69	0.95	1.00										